


## MANY DIFFERENT ROADS TO CHOOSE WHEN YOU NEED ANSWERS ON THE INFORMATION HIGHWAY

The focus of this lesson is the “ Holocaust ”. However, you can adapt this lesson to any topic by changing the keyword(s). You will need a separate piece of paper and a pen or pencil. Now let’s look at various roads you can choose to find answers.

### Route 1

First let’s look for books in Pioneer’s catalog:

Go to our school website, pioneermiddle.com. Select Library Resources. Select Pioneer’s catalog, called Destiny. Make the appropriate selections until you reach Pioneer’s card catalog. Choose the tab that’s labeled: Catalog



**Type: Holocaust** and **press enter** on your keyboard.

You should notice that we have a multitude of media (books, videos etc) concerning the Holocaust.

**On your own paper, write the answer to the following questions:**

**Question #1 What year was the book Holocaust Ghettos published**

When searching with a keyword choosing the Title button, Subject Button, or Author button will limit your search further.

---

### Route #2

Let’s use Destiny to look for books in other Broward County Middle Schools.

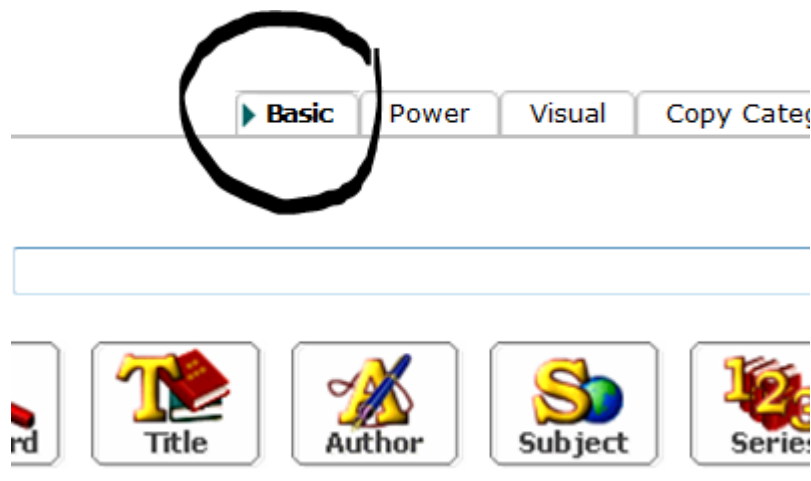
In order to do this you must LOGIN to Destiny. Select the Login button.

Username: student number

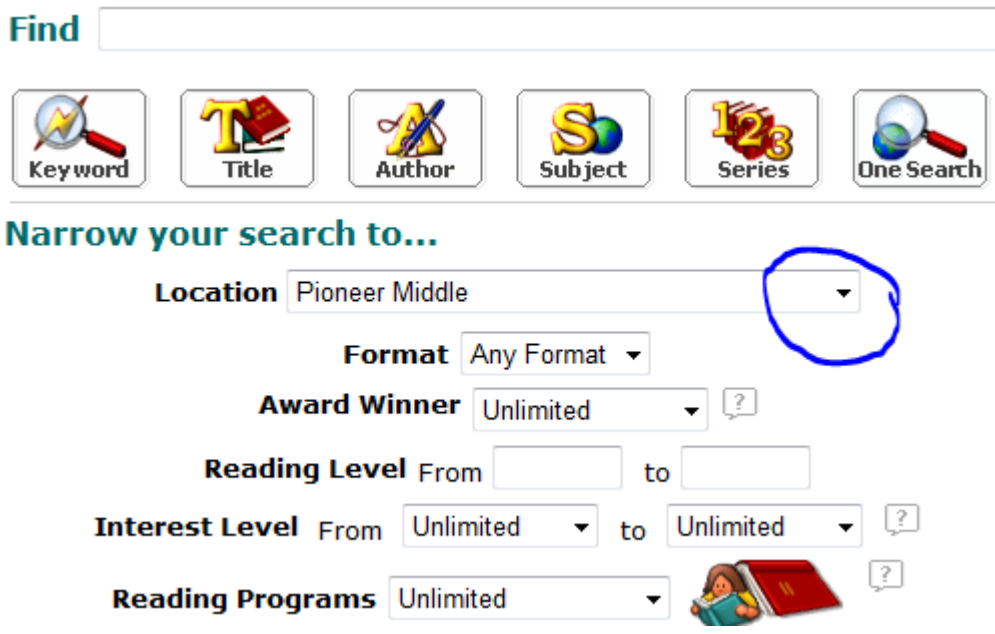
Password is: MM/DD/YYYY

After you have logged in, select the Catalog tab .

Before we proceed, make sure you are on the "Basic" search screen.



From the Basic search screen, change the "Location" to read: All Middle Schools

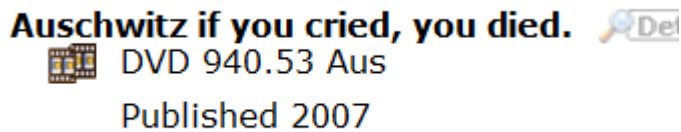


Search for books with the keyword: **Holocaust**

You should notice there are hundreds of items available through the schools on the Holocaust.

**Question #2 List the title of (1) DVD that is available. List the title on your paper.**

**Example:**



*We are able to get media from all other schools. Just ask the Media Center staff to order it for you!*

**NOW (ON YOUR OWN PAPER) WRITE (10) QUESTIONS THAT YOU MAY HAVE CONCERNING YOUR TOPIC. THEY SHOULD BE QUESTIONS THAT YOU DO NOT KNOW THE ANSWERS TO...LEAVE SPACE FOR AN ANSWER AFTER EACH QUESTION. NUMBER YOUR QUESTIONS 3-12. (the 6 Journalistic Questions will help you write questions: WHO, WHAT, WHERE, WHEN, WHY AND HOW)**

**Route #3**

From Destiny you can search many different reference databases simultaneously.

In the FIND box type keywords associated with the topic you are searching. Example:  
Holocaust

Select the button on the far right: One Search



The computer will begin searching through many databases. Wait a minute and allow the computer to search. When you are ready, select the “Get Results” button at the bottom of the page.



Searching Online Resources...

Get Results

You will see a list of databases. .

Select the database you think is appropriate to answer your questions.

Find and write the answers to ( 5 ) of the questions that you wrote previously.

Now close the article. Click the close button in the right hand corner.

To close the database and get back to your list of resources click on the Hide button.



#### Route #4

You may find that you are dealing with too much information. In order to do more specific research and to narrow your focus you must “Power Search”.

Select the “Catalog” tab.

From the Find screen select the Power tab.



Now type the keywords for your Power Search. Your keywords should be supporting your chosen topic. Example: Nazi Holocaust Children

Basic

Keyword  All these words

AND  OR  NOT

Keyword  All these words

AND  OR  NOT

Keyword  All these words

Limit your search for titles...

Location

Go to the bottom of this page and make sure the Online Resources button is selected.

Include Online Resources 

Now click the SEARCH button.

From the databases you find, choose a database and write the answers to your remaining (5) questions on your paper.

### Route #5

Utilizing the same search as before, Open Nettekter. Nettekter searches webpages. Nettekter is a better choice than Google for searching webpages since the information returned is VALID (true) and RELIABLE (trustworthy).

**Question #14** Write the URL (the web address) of one webpage that is returned from Nettekter on your paper. Example: [www.infocus.com](http://www.infocus.com)

**Question#15** Write the URL of another webpage that is returned from your Nettekter search.

## Vocabulary to remember:

**Reliable      Valid      Tab      Web Page      Database**